




PERIMETER UPGRADE SEAL



NOTE: NOT FOR USE WITH NCC2019 or NCC2022 PROJECTS AFTER MAY 2023



The Trafalgar fire stopping range includes:

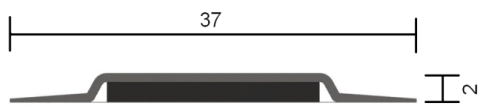

Sealant | Pillows | Mortar | FR Batts
FR Collars | FR Access Panels | Pipe Wraps
FyreWrap Duct Wrap | FR Downlight Covers
Intumescent Dampers | Fire Door Hardware
Fire Rated Board and Systems | Cable Coating
FYREBOX for multiple and mixed services

PERIMETER UPGRADE SEAL

Product Overview

Trafalgar PUS 37 fire door upgrade seal is used to upgrade existing fire doors and frames with up to 8mm gap. Utilising Trafalgar's high performance intumescent, coated in a protective PVC, the strip is simply installed onto the door frame using the integrated self adhesive.

PUS 37 is designed to assist in upgrading a non-compliant fire door or frame. It is ideal for situations where the perimeter gap exceeds the 3mm maximum as per the Australian Standard of Fire Doors.



PUS 37 has been extensively tested both in the laboratory and onsite. Tests have been conducted with all of the common proprietary fire door cores.

Available in the standard length of 2100mm and neutral grey or white colour, PUS 37 can be cut and butt joined to ensure the correct length is always available, saving time and money.

Ideal for retro-fit applications and PUS 37 can be painted over for matching architectural finish.

To maintain market leadership, Trafalgar stay up to date with the latest technologies and trends in passive fire protection and contemporary construction techniques. **We are 70 years strong and still innovating!**

PERIMETER UPGRADE SEAL

Ordering Information

Perimeter Upgrade Seal (PUS 37)

Product Code	Size	Colour
PUS37-2100-G	2100mm	Grey
PUS37-2100-W	2100mm	White

APPLICATION:

Trafalgar PUS 37 fire door upgrade seal is designed for a number of applications including:

- Upgrade of existing fire doors with up to 8mm perimeter gaps.
- Self-adhesive perimeter seal for many fire applications.



PERIMETER UPGRADE SEAL FAQ:

1. My fire door has a gap of 5mm around the frame, is this compliant? **No, Australian standards require a minimum of 3mm. Install a Trafalgar Perimeter Upgrade seal to ensure compliance.**
2. Can I paint over the Perimeter Upgrade seal? **Yes.**
3. Can I cut the Perimeter Upgrade seal and butt joint two short pieces together to fit one side of my door? **Yes.**
4. Can the Perimeter upgrade seal be used to provide a fire rating for older doors with a smaller rebate (i.e. 15mm)? **No, the seal cannot be used on doors with non-standard rebates.**



Trafalgar has developed a range of **installation videos** to assist our customers. To view these step by step install videos please go to www.youtube.com and search for **Trafalgar TV**. Subscribe and you will be notified when new videos are uploaded.

Trafalgar reserves the right to change specifications without notice. Please check with your supplier at the time of order. The information contained in this brochure was correct at the time of print. E&OE. Published 01.11.16.