







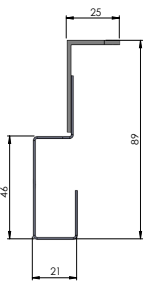







CUSTOM ORDER FORM

Please complete this form for each size panel required. All panels will be manufactured 5mm smaller than the opening size in wall or ceiling to a tolerance of +/-2mm. For Shafts refer to please refer to the [FyreSHIELD Manual](#)

Frame Type	Custom Dimensions (mm)	Application	Lock
WET WALL (SET BEAD) Code: FYRESHIELD-PLUS-CUSTOM-WW/ FYRESHIELD-PLUS-SCREWFIXED-CUSTOM-WW  Set Bead for Plastering  Panel installed	<div>Height</div> <div>Width</div> <div>Maximum size 600 x 600mm, for larger sizes please refer to our Fire Rated Service Shaft manual or contact Trafalgar</div> <div>Special Instructions</div>	 Ceilings  Walls	 Budget  Kaba Nightlatch
FLANGED EDGE (FEATHERED EDGE) Code: FYRESHIELD-PLUS-CUSTOM-FE/ FYRESHIELD-PLUS-SCREWFIXED-CUSTOM-FE  Picture Frame  Panel installed		 HINGED PROFILE 89MM  SCREW FIXED PROFILE 80MM	 Screw Fixed  Lockwood 001 Deadlatch

CUSTOMER DETAILS

Please complete this form for each size panel you require and submit for quotation to sales@tgroup.com.au

By accepting this custom product quote, you are agreeing to the manufacture of a custom product which is subject to **Trafalgar's Terms and Conditions.**

Company Name

Contact Name

Quantity | Date

E-mail | Phone

Signature